

## 30/30 MAG POUCH

OPERATOR'S MANUAL

## CONTENTS

### **EQUIPMENT INFORMATION**

Introduction.....	1
Features.....	1
Included Components.....	2

### **CONFIGURING THE 30/30 MAG POUCH**

Configurations.....	4
---------------------	---

### **INSTALLATION**

Mounting Points.....	6
MOLLE Tabs Insert Steps.....	7

### **NOTES FOR PROPER USE**

Care Instructions.....	9
------------------------	---

## EQUIPMENT INFORMATION


## INTRODUCTION

The **30/30 MAG POUCH** is designed to provide additional magazine storage for plate carriers, with mounting flexibility that allows for a streamlined fit to a carrier or zip-on pack. It securely holds two M4 5.56 magazines using an elastic body and shock cord for retention, while the speed-cut opening and skeletonized composite face ensure fast access and consistent shape. Durable yet flexible neoprene straps securely attach to the MOLLE panel—ensuring compatibility across a range of platforms. The pouch can also accommodate 20-round 5.56 magazines. Made in the US from US materials.

## FEATURES

- MOLLE panel for compatibility with multiple vests
- Speed-cut design for one-handed re-indexing
- Skeletonized composite panel provides rigidity and ease of draw
- Elastic body and shock cord ensure secure retention
- Durable neoprene straps securely attach to the MOLLE panel

## INCLUDED COMPONENTS



① MOLLE panel

② 30/30 MAG POUCH

## CONFIGURING THE 30/30 MAG POUCH

## CONFIGURATIONS



Configuration 1—hook facing viewer


Reverse MOLLE panel and re-weave MOLLE tabs. Flip pouch from Configuration 1 to Configuration 2.



Configuration 2—loop facing viewer

## INSTALLATION


## MOUNTING POINTS



Front of Plate Carrier



Back of Plate Carrier



R-SERIES™ ZIP-ON PACK

## MOLLE TABS INSERT STEPS



Thread the MOLLE tabs through the slots.



**NOTES FOR PROPER USE**

Notes for Proper Use must be read prior to each use.

## CARE INSTRUCTIONS

- To clean, remove dirt with a soft brush and wipe with a damp cloth soaked in warm water
- Rinse with fresh water after maritime use
- Air dry in a shaded space
- **DO NOT MACHINE WASH OR DRY CLEAN**
- **DO NOT APPLY IRON OR ANY HEAT**

## ABOUT US

Crye Precision designs and manufactures truly innovative equipment for America's fighting forces. We are proud and honored to serve our customers' needs. We spend as much time as we can with users, continuously incorporating their experience and feedback into the gear. We give them our full support and are indebted to them for their service and their sacrifice. We make uncompromising gear for uncompromising individuals. We work hard to provide smart, high-performance, long-wearing gear for people who demand the best. We make all of our gear in America from American materials. Every item is designed to help you perform better.

## WARRANTY

If a defect in materials or workmanship is found in any of our products, we will repair or replace it, free of charge, for the lifetime of the product. This excludes normal wear and tear. Be aware that the customer is responsible for any and all return shipping charges. This applies to the original purchaser and is nontransferable.

## CONTACT INFO

Crye Precision LLC  
Brooklyn Navy Yard  
63 Flushing Ave Unit 252  
Building 128B  
Brooklyn, NY 11205

Phone: 1.718.246.3838  
Fax: 1.718.246.3833  
www.cryeprecision.com  
sales@cryeprecision.com

## COPYRIGHT

© 2025 Crye Precision LLC. The 'CP' logo is a registered trademark of Crye Precision LLC.

SERVING THOSE  
WHO PROTECT  
FREEDOM™

