



CAGE PLATE CARRIER™

OPERATOR'S MANUAL



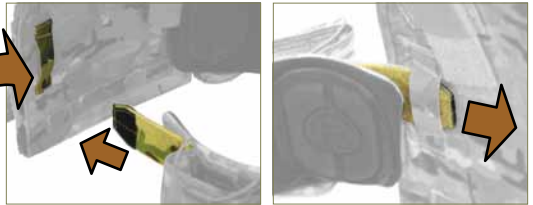

CONTENTS

- 01 DONNING
- 03 FIT + ADJUSTMENT
- 04 INSERTING ARMOR
- 05 EMERGENCY DOFFING PROCEDURE
- 06 RESETTING EMERGENCY DOFFING SYSTEM
- 07 ADDITIONAL FIT OPTIONS
- 08 ADDITIONAL FEATURES

DONNING



1. With front open, don CPC as you would a jacket. Attach male buckle at corner of front plate to female buckle on shoulder. If shoulder buckle is not used, place vest over head.



2. Insert stabilizing tab into loop behind front plate.

DONNING



3. Lift up front flap. Wrap each side of cummerbund securely to front. Press down front flap to secure with hook/loop panels.



4. Take a deep breath and hold while pulling rear cords down/away from body. Stash extra cord in pocket located behind bottom edge of rear plate pouch as shown.

FIT + ADJUSTMENT



To tighten, pull shoulder strap forward, away from body.



To loosen, release shoulder strap by levering buckle to rear.

INSERTING ARMOR



1. Insert armor plate through opening at bottom of plate bag.



2. Wrap edge flap around bottom of plate. Tuck flap in to secure. Repeat for rear plate bag.



3. Insert optional soft armor panels into opening at top of cummerbund.

If used, 6"x6" side plates must be placed outside of soft armor.

Standalone side plates may also be used.

EMERGENCY DOFFING PRODCEDURE



1. One emergency doff handle/cord is located at each shoulder. Pull forward on either handle to release CPC.



2. Pull forward on handle until cord is free from carrier.




3. Once emergency doff feature has been pulled, CPC will split along rear as shown.




4. CPC will fall forward once vest separates in the rear. Move your body as cord is pulled to assist CPC separation.

RESETTING EMERGENCY DOFFING SYSTEM



1. Separate front of CPC and loosen rear adjustment cord. Place parts closely together on horizontal surface. Insert tabs on flank into matching loops located on inside surface of plate bag.




2. Align tabs, cord duct, and eyelets. Insert cord until cord bottoms out. See opposite side for reference.

ADDITIONAL FIT OPTIONS




CPC interior pads are removable, allowing user to adjust for a custom fit.




Buckle on front plate bag can be moved for right- or left-hand operation. Alternatively, buckle may be completely removed for “over-the-head” application.

ADDITIONAL FEATURES



For added protection and comfort, Shoulder Strap Adapter can be used to adapt a CAGE armored shoulder piece to the CPC. Simply attach adapter to front plate bag hook/loop strap.



Front flap doubles as an M4 magazine pouch. Hook/loop coins can be used to aid in magazine retention. Internal elastic loops secure smaller magazines.

ADDITIONAL FEATURES




Flank pouch holds MBITR radio or two M4 magazines.



CPC is fully StKSS compatible. StKSS mount to rigid interior flank via low profile pockets.

ADDITIONAL FEATURES



Front plate bag features loops for mounting PTT communication accessories.




Front plate bag features an administrative pouch with internal plastic loops for retention of writing instruments, etc.

ADDITIONAL FEATURES



CPC shoulder pads incorporate hydration tube/wire restraints.



Front and rear plate bags offer emergency plate doffing capability. Pull down on bottom tab to release plate.



ABOUT US

Crye Precision designs and manufactures truly innovative equipment for America's fighting forces. We are proud and honored to serve our customers' needs. We spend as much time as we can with users, continuously incorporating their experience and feedback into the gear. We give them our full support and are indebted to them for their service and their sacrifice. We make uncompromising gear for uncompromising individuals. We work hard to provide smart, high-performance, long-wearing gear for people who demand the best. We make all of our gear in America from American materials. Every item is designed to help you perform better.

WARRANTY

If a defect in materials or workmanship is found in any of our products, we will repair or replace it, free of charge, for the lifetime of the product. This excludes normal wear and tear. Be aware that the customer is responsible

for any and all return shipping charges.

This applies to the original purchaser and is nontransferable.

BODY ARMOR

It is against Federal Law for a person convicted of a violent felony to purchase or possess body armor. In addition, various states also have laws restricting the purchase or possession of body armor by persons convicted of certain felonies, other crimes of violence, or drug crimes. By purchasing body armor, you acknowledge and certify that (I) you have no felony convictions, (II) you have not been convicted of any other crime that would restrict your ability to purchase or possess body armor under any Federal or State law, (III) you do not intend to use the body armor for any criminal purpose and (IV) you are over 18 years old. Crye Precision reserves the right, in its sole discretion, to refuse to sell body armor to any person. Additionally, the sale of body armor to residents of Connecticut is restricted to

in-person sales, unless the sale is made to certain law enforcement or military personnel. We require that all orders of body armor be accompanied by a government issued photo identification.

CONTACT INFO

Crye Precision LLC
Brooklyn Navy Yard
63 Flushing Ave Unit 252
Brooklyn, NY 11205

Phone: 1.718.246.3838

Fax: 1.718.246.3833

E-mail: sales@cryeprecision.com

Web: www.cryeprecision.com

COPYRIGHT

© 2013 Crye Precision LLC. Cage Plate Carrier (CPC)™, Crye Precision™, and the 'CP' logo are trademarks of Crye Precision LLC.

SERVING THOSE
WHO PROTECT
FREEDOM™



CRYE PRECISION.