



RANGE BELT™

OPERATOR'S MANUAL

CONTENTS

EQUIPMENT INFORMATION

INTRODUCTION	1
INCLUDED COMPONENTS	2

DONNING THE LRB™

PANT BELT CONFIGURATION.....	5
BUCKLE REMOVAL	7
MRB™ OUTER BELT CONFIGURATION	9
DUTY BELT CONFIGURATION	11

NOTES FOR PROPER USE.....	15
---------------------------	----

INTRODUCTION

The Crye Precision **RANGE BELT™** is a stable and comfortable platform that works great as a duty/gun/gear belt; flexible for comfort but sturdy enough to support a holster and other heavy gear. Wear alone, over a VELCRO® inner belt, or use as an insert in our **MRB™**.

FEATURES

- Quick release hardware allows for easy don and doff
- Pre-curved shaping for better fit and added comfort
- Low profile padding adds comfort for long term wear
- Belt width: 1.75"
- 3 ways to wear: wear alone, over a VELCRO® belt or as an insert in our **MRB™**
- Lined with low profile VELCRO® for integration with our **MRB™ INNER BELT**
- **NOT LOAD RATED. DO NOT USE FOR RAPPPELLING OR AS A SAFETY RESTRAINT OF ANY KIND. IF YOU NEED A LOAD RATED BELT, CHECK OUT OUR LRB™. CRITICAL USE AND SAFETY WARNINGS ARE CONTAINED IN THE PRODUCT MANUAL ACCOMPANYING THIS PRODUCT. FAILURE TO ADHERE TO THOSE USE AND SAFETY WARNINGS MAY RESULT IN SERIOUS INJURY OR DEATH.**
- If you need a load-rated belt, check out our **LRB™**

INCLUDED COMPONENTS



① RANGE BELT

DONNING THE RANGE BELT™

PANT BELT CONFIGURATION



This belt can be used with most pants with standard-sized belt loops. Install as you would a normal belt by passing the **RANGE BELT™** through your pant belt loops, the buckle should be positioned left-center.



To secure the **RANGE BELT™**, connect the male and female fittings. If the hardware doesn't positively lock, the male portion may be upside down.




Excess webbing should be routed through the pant belt loops, or rolled and stowed under the **RANGE BELT™** slack retainer elastic.



NOTE: This is the smallest sizing configuration, as the belt is closer to your body than the other configurations. Some overlapping ends can occur. If the slack retainer elastic impedes adjustment, you can re-route the webbing around the elastic for an additional 1.5" of adjustment.


BUCKLE REMOVAL




Slotted holsters and pouches can be utilized with this belt though you may need to remove the male hardware to allow the belt to pass through the slots. To remove buckle, push webbing from the bottom to create loop on top of buckle.



Pull the webbing free and remove the buckle. Use the running end to route the belt through slots on a holster.



Position holster at desired location. Pass running end of webbing through the front portion of the male hardware. Ensure the chamfered portion of hardware is facing the standing end of the adjustment webbing.



Pass the webbing back through the hardware, over the tensioning bar.

MRB™ OUTER BELT CONFIGURATION



Remove the **MRB™ OUTER BELT** from the **MRB™ OUTER COVER** by removing the buckle(s) from either side and pulling the belt out completely to separate it from the **OUTER COVER**.



Remove male adjustment buckle from the **RANGE BELT™** (see page 6) and use running the running end to pass belt through the **MRB™ OUTER COVER**. It will be a tight fit, and you may need to pass the end of the adjustment webbing through the channel first and pull the belt through.

NOTES

Drop-style holsters can be used in this configuration by opening the drop holster pocket, exposing the **RANGE BELT™** and passing the holster webbing around the belt.

This can also be accomplished while inserting the **RANGE BELT™** into the **MRB™ OUTER COVER**.

DUTY BELT CONFIGURATION



Pass the **MRB™ INNER BELT** through your pant belt loops and secure as you normally would.



Attach holster and/or pouches to **RANGE BELT™**.

NOTE: For best results, leave some portions of the inner hook exposed to secure to the **MRB™ INNER BELT**.



Lift the belt from the ends and secure back center VELCRO® on the MRB™ INNER BELT.



Wrap the belt around your hips, ensuring the VELCRO® is making contact and secure hardware.

NOTES FOR PROPER USE

NOTES FOR PROPER USE

Usage instructions must be read prior to each use.

INSPECTION

- Inspect each bartack to ensure the threads are still intact on the front and back of belt, and that they are not burned or abraded.*
- The **RANGE BELT™** is NOT intended for horizontal positioning, restraint, rappelling, or fall protection.*
- Inspect the entire belt for chemical contamination or excessive UV light exposure. Look for discolored, faded, or degraded components that may indicate exposure to corrosive elements.*
- Inspect the hardware to ensure there are no cracks or burs that could compromise the webbing.*
- **If your belt fails inspection, it must be destroyed to prevent further use.**

**Perform inspection before each use*

CARE INSTRUCTIONS

- You can hand wash your belt with mild soap and warm water. Never use bleach as that can degrade the materials. Allow to air dry away from direct sunlight. Do not store damp.
- Always keep your **RANGE BELT™** away from sharp objects or any other objects that could damage your belt.
- Normal use allows for a 3 year life of this belt. Due to natural degradation of materials, any **RANGE BELT™** that is 7 years old should be destroyed, even if unused.

WARNING

The **RANGE BELT™** is NOT intended for horizontal positioning, restraint, rappelling, or fall protection, and should **NEVER** be used for any of these activities! It is designed to be used as a duty belt or as a substitute for the Outer Belt of the **MRB™**.

DO NOT

- Expose your belt to open flame or excessive heat
- Attempt to modify or repair the belt in any way
- Throw away insert card/hang tag

THIS BELT IS NOT FLAME RESISTANT.

FAILURE TO COMPLY WITH ANY OF THE NOTES FOR PROPER USE OR WARNINGS FOUND ON THESE PAGES WILL RESULT IN BELT FAILURE, WHICH SUCH FAILURE MAY RESULT IN SERIOUS INJURY OR DEATH.

ABOUT US

Crye Precision designs and manufactures truly innovative equipment for America's fighting forces. We are proud and honored to serve our customers' needs. We spend as much time as we can with users, continuously incorporating their experience and feedback into the gear. We give them our full support and are indebted to them for their service and their sacrifice. We make uncompromising gear for uncompromising individuals. We work hard to provide smart, high-performance, long-wearing gear for people who demand the best. We make all of our gear in America from American materials. Every item is designed to help you perform better.

WARRANTY

If a defect in materials or workmanship is found in any of our products, we will repair or replace it, free of charge, for the lifetime of the product. This excludes normal wear and tear. Be aware that the customer is responsible for any and all return shipping charges. This applies to the original purchaser and is nontransferable.

BODY ARMOR

It is against Federal Law for a person convicted of a violent felony to purchase or possess body armor. In addition, various states also have laws restricting the purchase or possession of body armor by persons convicted of certain felonies, other crimes of violence, or drug crimes. By purchasing body armor, you acknowledge and certify that (i) you have no felony convictions, (ii) you have not been convicted of any other crime that would restrict your ability to purchase or possess body armor under any Federal or State law, (iii) you do not intend to use the body armor for any criminal purpose and (iv) you are over 18 years old. Crye Precision reserves the right, in its sole discretion, to refuse to sell body armor to any person. Additionally, the sale of body armor to residents of Connecticut is restricted to in-person sales, unless the sale is made to certain law enforcement or military personnel. We require that all orders of body armor be accompanied by a government issued photo identification.

CONTACT INFO

Crye Precision LLC
Brooklyn Navy Yard
63 Flushing Ave Unit 252
Brooklyn, NY 11205

Phone: 1.718.246.3838
Fax: 1.718.246.3833
sales@cryeprecision.com
www.cryeprecision.com

COPYRIGHT

© 2018 Crye Precision LLC. LRB™, MRB™ and the 'CP' logo are trademarks of Crye Precision LLC.

**SERVING THOSE
WHO PROTECT
FREEDOM™**



CRYE PRECISION.