

CRYE PRECISION

MRBEB2

MD

MCS INNER BELT

MCST™ INNER BELT

OPERATOR'S MANUAL

CONTENTS

EQUIPMENT INFORMATION

Introduction.....	1
Included Components.....	2

CONFIGURING THE MCST™ INNER BELT

Fitting Belt.....	4
Adjusting Belt.....	5
Replacing Hardware.....	6
Attaching Outer Belt	8

CARE INSTRUCTIONS.....	9
-------------------------------	----------

EQUIPMENT INFORMATION

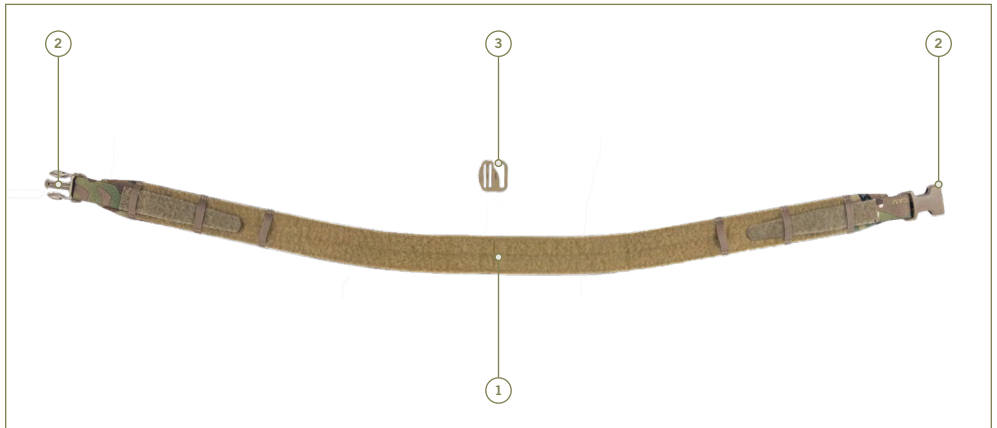
INTRODUCTION

The **MCS™ (MINIMALIST CARRY SYSTEM) INNER BELT** offers high adjustability, comfort, and maximum support in a lightweight package. It's dual adjuster tab design allows the wearer to finetune the fit. The belt features a low profile semi-rigid contoured design that prevents pinching, even when supporting drop leg or IWB holsters. It comes equipped with a side release buckle but can be configured with the included **G-Hook** buckle for a very low profile setup. It is also compatible with the magnetic **FIDLOCK® V-Buckle** (sold separately). Lastly, the MIL-SPEC **VELCRO®** on outer face provides an unbeatable platform for a secure fit when pairing with an outer belt. Made in the US with US materials.

FEATURES

- Lightweight low-profile design
- Contoured shape for maximum comfort
- Ambidextrous tab adjusters for customizable fit
- Drop leg and IWB holster compatible
- Mates securely with an outer belt
- 1" MIL-SPEC webbing connection points for multiple buckle options
- Belt width: 1.625"

INCLUDED COMPONENTS



- ① MCS™ INNER BELT
- ② 1" SIDE RELEASE BUCKLE
- ③ 1" G-HOOK

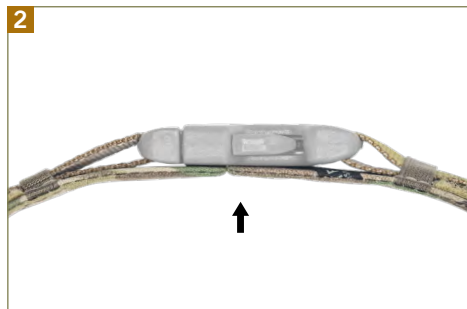
CONFIGURING THE MCS™ INNER BELT

MCS™ INNER BELT ADJUSTMENT RANGE

The **MCS™ INNER BELT** comes with 2 buckles and has 4–5 inches of adjustment.



Minimum Adjustment Configuration.



Minimum Adjustment Configuration: belt body end to end (seen from above).



Maximum Adjustment Configuration.

SIDE RELEASE BUCKLE CONFIGURATION

To fit MCS™ INNER BELT properly complete the following:



Disconnect Side Release Buckle.



Lift left and right adjustment tabs.



Place belt around waist and pull webbing.




Once comfortable fit is found remainder of tab can be placed under vertical webbing lock down point.

G-HOOK BUCKLE CONFIGURATION

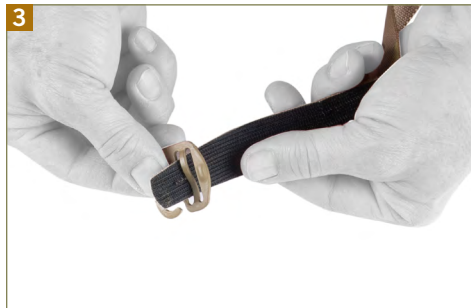
The **MCS™ INNER BELT** also comes with a low profile G-HOOK buckle.




Pull adjustment tab from belt using same method to adjust.



Remove hardware from webbing.



Route adjustment tab through new hardware and adjust belt to new position if needed.



Place belt around waist and lock G-Hook.

G-HOOK BUCKLE CONFIGURATION



Pull left and right adjustment tabs.



Tab can be locked back down under vertical webbing by squeezing sides of belt together.



Once comfortable fit is found remainder of tab can be placed under vertical webbing lock down point.


ATTACHING OUTER BELT TO MCS™ INNER BELT

To connect outer belt to **MCS™ INNER**

BELT complete the following:



Make initial outer belt adjustment to fit loosely around waist.



First, connect the outer belt's hook to the **MCS™ INNER BELT's** loop. Then secure outer belt buckle.



Make outer belt adjustments to fit securely.

GENERAL CARE

- To clean, remove dirt with a soft brush and wipe with a damp cloth soaked in warm water.
- Rinse with fresh water after maritime use.
- Air dry in a shaded space.
- **DO NOT MACHINE WASH OR DRY CLEAN.**
- **DO NOT APPLY IRON OR ANY HEAT.**

STORAGE

- Store in a cool, dry space.
- **DO NOT LEAVE OUT IN DIRECT SUNLIGHT.**
- **DO NOT STORE WHEN DAMP.**

ABOUT US

Crye Precision designs and manufactures truly innovative equipment for America's fighting forces. We are proud and honored to serve our customers' needs. We spend as much time as we can with users, continuously incorporating their experience and feedback into the gear. We give them our full support and are indebted to them for their service and their sacrifice. We make uncompromising gear for uncompromising individuals. We work hard to provide smart, high-performance, long-wearing gear for people who demand the best. We make all of our gear in America from American materials. Every item is designed to help you perform better.

WARRANTY

If a defect in materials or workmanship is found in any of our products, we will repair or replace it, free of charge, for the lifetime of the product. This excludes normal wear and tear. Be aware that the customer is responsible for any and all return shipping charges. This applies to the original purchaser and is nontransferable.

CONTACT INFO

Crye Precision LLC
Brooklyn Navy Yard
63 Flushing Ave Unit 252
Building 128B
Brooklyn, NY 11205

Phone: 1.718.246.3838
Fax: 1.718.246.3833
sales@cryeprecision.com
www.cryeprecision.com

COPYRIGHT

© 2023 Crye Precision LLC. MCS™, MRB™ and the 'CP' logo are registered trademarks of Crye Precision LLC.

SERVING THOSE
WHO PROTECT
FREEDOM™

